

RIGID

INSTALLATION INSTRUCTIONS

2017 FORD® RAPTOR® FOG MOUNT



PRODUCT INCLUDES:

(2) Raptor Fog Mount

* LIGHTS SOLD SEPARATELY

***THIS MOUNT FITS THE FOLLOWING LIGHTS:**

(6) D-Series®

IMPORTANT

THANK YOU FOR PURCHASING RIGID INDUSTRIES' PRODUCTS FOR YOUR VEHICLE. Please read through all of these Instructions and tips before proceeding with the installation. We do our best to provide a simple installation process for all applications however a professional installation is always recommended.

Always disconnect any power sources connected to your vehicle before servicing fuses or electrical systems.

STEP 1

Remove the 8mm head bolt on the bumper brace and on the bumper side, while simply loosening the bolt on the other end of the brace to allow it to dangle.

See Figures 1 & 1.1

FIGURE 1





FIGURE 1.1



STEP 2

Install the RIGID fog light bracket as shown. Using the provided hardware, install the M6 bolt and washer through the bumper brace.

See Figure 2

FIGURE 2



STEP 3


Install the provided M6 carriage bolt and M6 flange head nut as shown. Do not fully tighten the bolts yet as further adjustment is required.

See Figures 3 & 3.1

FIGURE 3



FIGURE 3.1



STEP 4

Install (6) extended drop mount brackets as shown, making sure to pre-install carriage bolts.

See Figure 4

FIGURE 4



STEP 5

Once the bracket is on, install the lights. Adjust the bracket and lights for proper fitment then fully tighten all bolts.

See Figures 5

FIGURE 5



Wiring: Wire your lights according to the instructions included with the light. Take care to avoid any heat sources and sharp or abrasive surfaces.

**Your installation is now complete.
Welcome to the Rigid Nation!**

WARRANTY INFORMATION

For warranty information, visit www.rigidindustries.com/about/warranty

779 N Colorado St, Gilbert, AZ 85233 • 855-760-5337
www.rigidindustries.com

D-Series, RIGID and Rigid Industries are registered and/or common law marks owned by JST Performance, LLC, a Delaware limited liability company d/b/a Rigid Industries.

11-12463-A